

Rechnen mit Früchten

Schau mal! Die Kinder haben fleißig Früchte gesammelt. Zähle jede Sorte zusammen und trage die Zahl in die passenden Rechenkästchen rechts ein. Ist das Ergebnis richtig?

Rechenprofis aufgepasst!

Schaffst du es auch so? Trage den Wert für die Orangen ein. Dann kannst du die anderen Zahlen ausrechnen, ohne zu zählen!



A boy with black hair, wearing a yellow shirt and green pants, stands next to three oranges stacked vertically. The entire scene is enclosed in a dashed orange border.




A boy with grey hair, wearing a blue shirt and red pants, stands next to four strawberries stacked vertically. The entire scene is enclosed in a dashed red border.




A boy with black hair, wearing a pink shirt and green pants, stands next to five watermelon slices stacked vertically. The entire scene is enclosed in a dashed purple border.




A boy with grey hair, wearing a green shirt and brown pants, stands next to eight carrots stacked vertically. The entire scene is enclosed in a dashed green border.



$\text{Carrot} - \text{Watermelon slice} = \text{Orange}$



$\text{Strawberry} \times \text{Carrot} = \text{Orange} + \text{Watermelon slice}$



$3 \times \text{Orange} + = \text{Carrot}$